

## DS-7100NI-SN/P Series

NVR

### Introduction:

DS-7100NI-SN/P series NVR (Network Video Recorder) is a new generation recorder developed by Hikvision independently. Combined with multiple advanced technologies, such as audio and video decoding technology, embedded system technology, storage technology, network technology and intelligent technology. It can both work alone as a recorder and cooperate with other device to form a comprehensive surveillance system.

The DS-7100NI-SN/P series NVR are widely applied in the areas of finance, public security, military, communication, transportation, education, etc..

### Available Models:

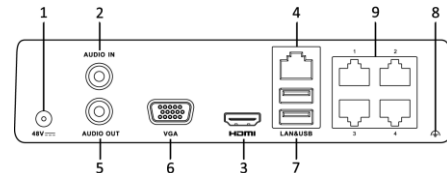
DS-7104NI-SN/P, DS-7108NI-SN/P and DS-7116NI-SN/P.

### Main Features:

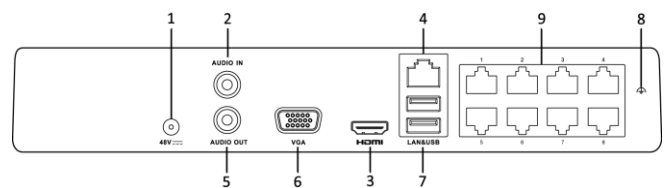
- Connectable to the third-party network cameras like AXIS, ONVIF, PANASONIC, PSIA, SAMSUNG and SANYO.
- Up to 16 network cameras can be connected.
- Support live view, storage, and playback of the connected camera with up to the resolution of 2 megapixels.
- Simultaneous HDMI and VGA outputs at up to 1920×1080 resolution.
- New GUI and support starting record with one key;
- Holiday recording;
- Realize instant playback for assigned channel during multi-channel display mode.
- Up to 8-ch synchronous playback at 4CIF resolution.
- Customization of tags, searching, and playing back by tags.
- Locking and unlocking record files.
- Support HDD quota mode; different capacity can be assigned to different channel.
- 1 SATA hard disk can be connected.
- For DS-7104&7108NI-SN/P, 1 self-adaptive 10M/100M network interface is provided, and for DS-7116NI-SN/P, 1 self-adaptive 10M/100M/1000M network interface is provided.
- Up to 8 independent 10 /100 Mbps PoE network interfaces are provided;
- Support Hikvision DDNS (Dynamic Domain Name System);
- Support network detection, including network delay, packet loss, etc.



### Physical Interfaces:



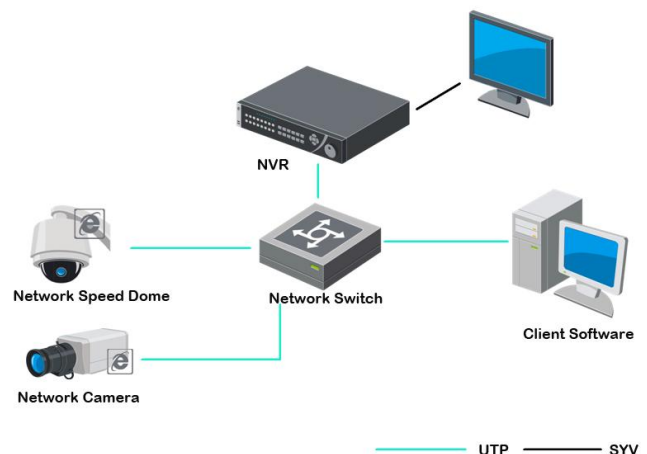
DS-7104NI-SN/P



DS-7108&7616NI-SN/P

Index	Name
1	Power Supply
2	Audio In
3	HDMI Interface
4	LAN Network Interface
5	Audio Out
6	VGA Interface
7	USB Interface
8	Ground
9	PoE Ethernet Interface

### Typical Application:



## Specifications:

Model		DS-7104NI-SN/P	DS-7108NI-SN/P	DS-7116NI-SN/P
Video/Audio input	IP video input	4-ch	8-ch	16-ch
	Two-way audio input	1-ch, RCA (2.0 Vp-p, 1kΩ)		
Network	Incoming bandwidth	25Mbps	50Mbps	100Mbps
	Outgoing bandwidth	40Mbps		
	Remote connection	128		
Video/Audio output	HDMI/VGA output	1-ch, resolution: 1920 × 1080P /60Hz, 1280 × 1024 /60Hz, 1280 × 720 /60Hz, 1024 × 768 /60Hz		
	Audio output	1-ch, RCA (Linear, 1kΩ)		
Decoding	Live view / Playback resolution	1080P /UXGA /720P /VGA /4CIF /DCIF /2CIF /CIF /QCIF		
	Capability	4-ch@720P, 2-ch@1080P	8-ch@4CIF, 4-ch@720P, 2-ch@1080P	8-ch@4CIF, 8-ch@720P, 4-ch@1080P
Hard disk	SATA	1 SATA interface for 1 HDD		
	Capacity	Up to 4TB for each disk		
External interface	Network interface	1 RJ-45 10 /100 Mbps self-adaptive Ethernet interface		1 RJ-45 10 /100/1000 Mbps self-adaptive Ethernet interface
	USB interface	2 × USB 2.0		
PoE	Interface	4 independent 10 /100 Mbps PoE Ethernet interfaces	8 independent 10 /100 Mbps PoE Ethernet interfaces	
	Max. Power	35W	100W	
	Supported Standard	AF		
Others	Power supply	48V DC		
	Consumption (without hard disk and PoE)	≤ 6 W	≤ 10 W	≤ 15 W
	Working temperature	-10 °C ~ +55 °C (+14 °F ~ +131 °F)		
	Working humidity	10 % ~ 90 %		
	Chassis	1U chassis		
	Dimensions (W × D × H)	255 × 205 × 45 mm (8.1 × 8.1 × 1.8 inch)	285 × 210 × 45 mm (11.2 × 8.3 × 1.8 inch)	
	Weight	≤ 1 Kg ( without hard disk)		

**Note:**

The formula to calculate the incoming bandwidth and the IP camera connected is:  $A = B/(C+D)$ .

A refers to the number of IP camera you connected.

B refers to the value of the incoming bandwidth.

C refers to the bitrate value of the main stream of the connected IP camera.

And D refers to the bitrate value of the sub-stream of the connected IP camera.

**Example:** The incoming bandwidth of DS-7108NI-SN NVR is 50Mbps and the IP camera to connect is with resolution of 1080P (1920\*1080) / 25 (30) fps. The bitrate for the main stream and sub-stream of the IP camera is set as 6Mbps and 1Mbps respectively.

In this example, B=50Mbps, C=6Mbps, D=1Mbps and  $A = B/(C+D) = 50 / (6+1) \approx 7$ . So the number of IP cameras can be connected with is 7.